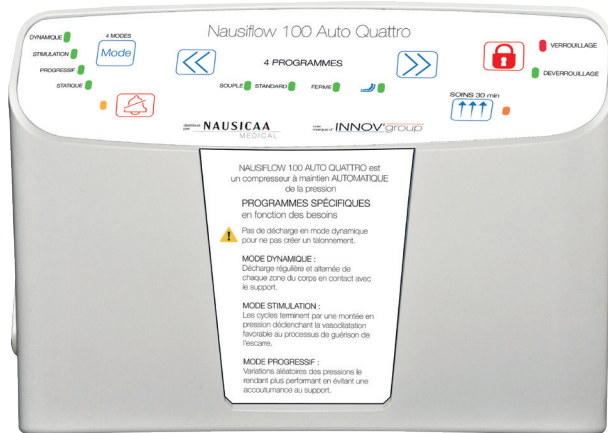


NAUSIFLOW 100 AUTO QUATTRO PUMP



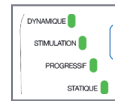
FEATURES




Adjustment according to patient comfort



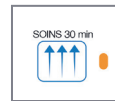
Seated position



4 Modes : dynamic, stimulation, progressive and static



Illuminated and audible low-pressure indicator



30-minute timed care mode

The NAUSIFLOW 100 AUTO QUATTRO digital pump features automatic, programmed pressure adjustment. The integrated pressure sensor and electronically controlled high-flow pump ensure constant, even pressure at the chosen comfort setting.

Several modes are available:

- Dynamic mode: regular alternating discharge (1 on 2) of each body zone in contact with the support
- Stimulation mode: cycles end with an increase in pressure, triggering vasodilatation, a process conducive to healing
- Progressive mode: random variations in pressure, to avoid becoming accustomed to the support
- Sitting mode: for mealtimes or positions other than semi-recumbent or recumbent
- Care mode (30-minute delay): for transfers, grooming or nursing care
- Static mode: low pressure ensures complete immersion in the support, particularly during use in palliative care units.

Can be used with our various mattresses.

To prevent unwanted manipulation, it features a control panel lock.

In the event of an audible alarm, this can be deactivated via the button on the front panel.

For added convenience, the air filter and fuses are easily accessible from the rear of the pump.



PREVENTIVE MAINTENANCE TRAINING

Nausicaa Médical trains you in the care and maintenance of our products to improve their durability and enable you to maximize your return on investment.

REFERENCE

NA100QTO-COMP-PM



150 kg

WARRANTY
2 YEARS

