





When choosing a sling, it is important to consider the different possible transfer positions to suit the patient's pathology.

There are 3 possible positions:

- Sitting position (90°)
- Semi-seated position
- Semi-recumbent position



<b>Patient Type</b>	Low dependency patient with good tone	More dependent patients with a tendency to tip forward	Highly dependent patients with very low tone
<b>Scope of Use</b>	Ideal for transferring from a chair with a fixed 90° backrest 	Ideal for transferring from a reclining chair 	Ideal for transferring from a reclining shell chair or bed 
<b>Recommended Slings</b>	Eco U shape sling U shape sling Quick adjust sling Fast transfer sling Toilet sling Ergonomic sling Wrap up U shape sling Sling with headrest	Eco toilet sling Eco net hammock sling Hammock sling without crossing	Hammock sling